

28 200m Individual Medley Women Final

Official

RACE
RECORD

Tri Series Race Records

















2:15.97 2022-01-01

Zyleika Pratt-Smith
Silver

☰ Entries ☰ Heats ☰ Summary

Total

All ages

Rank	Competitor	Age	Club	RT	PTS	Result
1	 Torrance Alannah	18	 SWIMMIN...			2:17.11 +1.17 Entry: 2:15.94
	50m: 29.39 100m: 1:05.25 (35.86) 150m: 1:45.01 (39.76) 200m: 2:17.11 (32.10)					
2	 Quayle Bridie	16	 TEAM BLA...			2:19.22 +1.80 Entry: 2:17.42
	50m: 31.02 100m: 1:05.85 (34.83) 150m: 1:47.05 (41.20) 200m: 2:19.22 (32.17)					
3	 Mathers Dakota	18	 SWIMMIN...			2:20.37 +1.05 Entry: 2:19.32
	50m: 30.31 100m: 1:05.79 (35.48) 150m: 1:47.82 (42.03) 200m: 2:20.37 (32.55)					
4	 Potter Anouk	15	 WESTERN ...			2:23.48 -1.94 Entry: 2:25.42
	50m: 30.14 100m: 1:09.25 (39.11) 150m: 1:52.12 (42.87) 200m: 2:23.48 (31.36)					
5	 Abdou Hanna	18	 TEAM WHITE			2:23.94 +5.88 Entry: 2:18.06
	50m: 32.27 100m: 1:10.46 (38.19) 150m: 1:52.12 (41.66) 200m: 2:23.94 (31.82)					
6	 Dredge Brielle	14	 WESTERN ...			2:26.69 +1.80 Entry: 2:24.89
	50m: 33.38 100m: 1:11.28 (37.90) 150m: 1:52.30 (41.02) 200m: 2:26.69 (34.39)					
7	 Morgan Stacey	18	 TEAM BLA...			2:37.50
	50m: 31.18 100m: 1:10.50 (39.32) 150m: 2:00.69 (50.19) 200m: 2:37.50 (36.81)					
8	 Rope Emily	14	 TEAM WHITE			2:40.09
	50m: 35.95 100m: 1:17.69 (41.74) 150m: 2:01.18 (43.49) 200m: 2:40.09 (38.91)					